



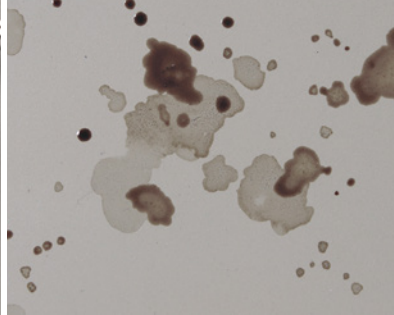

AK 2019 AIRCRAFT ENGINE OIL



Oil is a common thing regarding engines and other movable parts and without oil they don't work. So to keep these mechanical devices in good order they need maintenance on a regularly base. This results mostly in spills and stains. But also sometimes they break



down or loose oil causing streaking and other mishaps. So if you want to copy these effects on your airplanes the 'Aircraft engine oil' is the perfect tool, just shake, and it's ready to use.




Before you start you must be sure that the surface is dry and clean for the optimum results.

To create older, more dry stains you can thin this product easily with White Spirit and paint on the stains.

For fresh stains we recommend you use this paint straight from the bottle. Paint on the stains in such a way they look natural.

Handy and easy to use. Before you add another layer on top, make sure the earlier applied layer is dry.



The spills are easily painted on; you can alter the size and intensity with a clean brush moist with thinner.

For a lighter more subtle effect you can easily thin the Aircraft engine oil with White Spirit.

Oil splatters are easily replicated using the splatter technique. Take a brush loaded with some paint and with the airflow of the airbrush you can blow the paint on your model. Easy and with great results.



It can also be used for other greasy looking spills like gasoil or other fuels.



When heavily thinned you create effects of older spills and leaks.

